

ALEKS PLACEMENT ASSESSMENT

CU Denver requires an ALEKS Placement, Preparation and Learning Assessment (ALEKS PPL) to determine readiness for four entry-level mathematics courses: MATH 1110, MATH 1120, MATH 1130 and MATH 1401. ALEKS is an institutionally funded, un-proctored, web-based program that uses artificial intelligence to map a student's mathematics strengths and weaknesses, within a two-hour time limit. Upon completion, an individualized Prep and Learning Module becomes available for students to refresh their knowledge and improve their mathematics skills. Students have the opportunity to reassess and improve their placement. Each student gets 5 attempts. Students must spend 3 hours in the learning modules in between the first and second assessment. Each subsequent attempt requires spending 5 hours in the learning modules. The highest earned score is used for placement.

For each student required to take MATH 1110, MATH 1120, MATH 1130 or MATH 1401 for their major, assessment results help determine the most appropriate entry level course for students to take, if they have not completed any pre-requisite coursework. This provides our students with the highest quality education possible. These MATH courses are predominantly required for STEM and Pre-Health majors. Students should consult with their advisor and review their major requirements to determine if they must complete one of these courses and whether the assessment is necessary. If you are unsure who your advisor is, please refer to the [undergraduate advising website](#).

This is a "Placement Assessment," not a test. Results will not appear on a transcript or impact GPA. ALEKS is designed to determine what a student knows and what a student needs to work on. At the end of the ALEKS Assessment, a student will have a much better sense of their strengths and weaknesses in math. Students then have a chance to brush up on topics that may have been forgotten or have not been practiced for some time.

Be honest. It is important that the ALEKS Assessment is taken seriously, and each student gives it an honest effort so that the scores truly reflect their current level of knowledge and math preparedness. There is no benefit to cheating on the assessment. While taking it, students should not consult any outside sources for help (friends/family, internet searches, textbooks, calculators, notes, tutors or instructors etc...). The purpose of the assessment is to measure a student's current mathematical knowledge so that they will be successful in their entry-level mathematics courses. Review the [Student Code of Conduct](#) regarding student honesty, if you have any questions about expectations.

Upon completion, scores will be uploaded to the registration system within three business days. At that time, students will be able to register for the course that they are eligible for, based on their score and advisor recommendation.

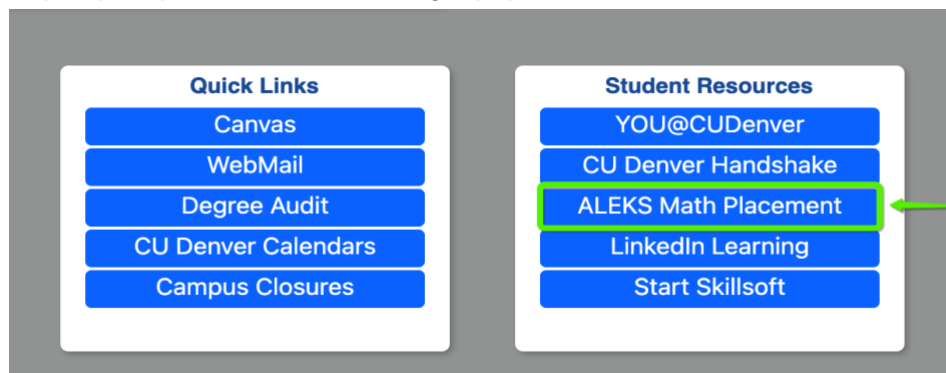
Course #	Course Name	ALEKS Score Range	Prior coursework requisite(alternative to assessment)
MATH 1110	College Algebra	46 or higher	NA
MATH 1120	College Trigonometry	61 or higher	MATH 1109 or MATH 1110 with a C- or higher
MATH 1130	Pre-calculus	61 or higher	NA

MATH 1401	Calculus I	76 or higher	MATH 1109 or MATH 1110 and MATH 1120 with a C- or higher or MATH 1130 with a C- or higher or MATH 1401 or higher-level MATH course, with a C-or higher
------------------	------------	--------------	---

Students will need to complete their ALEKS Assessment or have a grade for prerequisite coursework prior to registering for any of the MATH courses listed above. We recommend completing the assessment prior to attending New Student Orientation advising days, or at least a week prior to your registration date. CU Denver encourages each student to spend time in the Prep and Learning Module, even after the desired score is achieved, because time spent in ALEKS will ultimately lead to better preparation and improved grades. Students can consider any assessment as practice, since the highest score across the five attempts is what will be used for placement purposes.

Follow these steps to take ALEKS PPL:

Step 1: Access the ALEKS assessment through your CU Denver UCD Access student portal- <https://passport.ucdenver.edu/login.php>.



Step 2:

Please select "No, I have never used ALEKS before." (Note: if you have already taken ALEKS Math Placement please use your original Login credentials).

The image shows a screenshot of the ALEKS login page. At the top, it says 'ALEKS' and 'Welcome to ALEKS!'. Below that, it asks 'Have you used ALEKS before?'. There are two radio button options: 'No, I have never used ALEKS before.' (which is selected) and 'Yes, I have an ALEKS login name.'. Under the 'Yes' option, there is a 'Log Into Account' section with two input fields: 'ALEKS Login Name:' and 'Password:'. Below the password field is a link that says 'I forgot my login information >'. The entire form is set against a light blue background.

Step3:

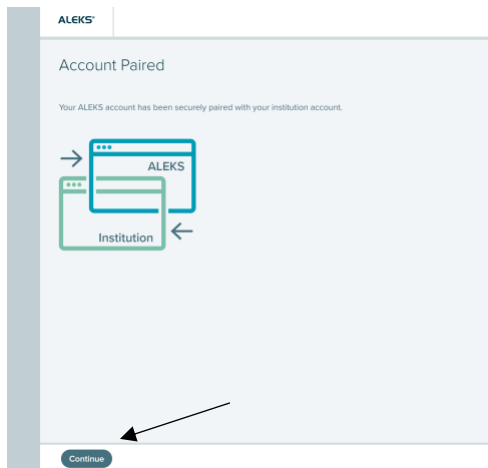
Read and accept the Terms of Use and then hit **continue**.

User Agreement

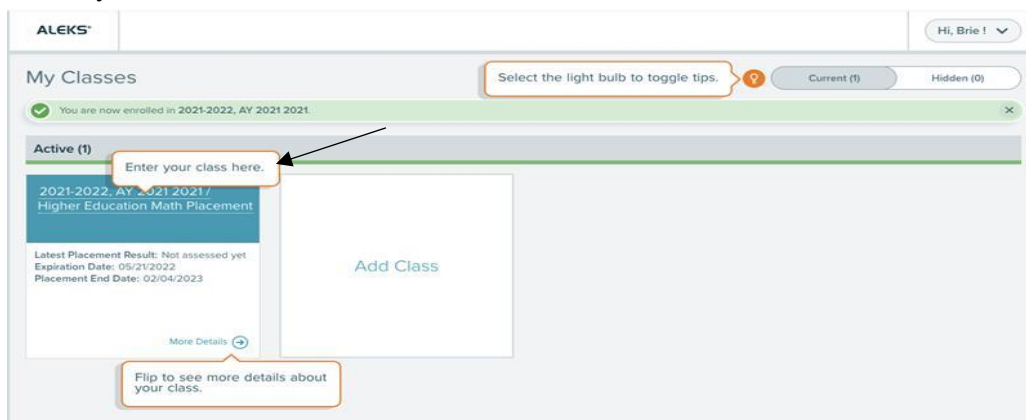
Review and Accept Terms of Use

 I agree to the [Terms of Use](#)**Step4:**

You will see the following confirmation. Please hit **continue** at the bottom of the screen.

**Step5:**

You are now in the ALEKS Placement Portal. To start your assessment click where it says "Enter your class here."

**IMPORTANT:**

Each student will have one account, that will expire a year after the first assessment is taken.

Students who need special accommodations, including technology resources should contact MATH.Placement@ucdenver.edu for assistance. If you are not sure whether you are eligible for extended testing time, please visit the CU Denver [Disability Resources and Services](#).

Since ALEKS is an online, adaptive system, it covers a broad spectrum of mathematics topics. Students will see some, but not all, of the math they have learned. Since this assessment is used for placement, it is not a preview of math courses at CU Denver. Questions are open-response and ALEKS will provide an online calculator, when appropriate, so students should not use assistive devices other than a pencil/pen and paper.

Possible Topics covered include:

- Real numbers (including fractions, integers, and percentages)
- Equations and inequalities (including linear equations, linear inequalities, systems of linear equations, and quadratic equations),
- Linear and quadratic functions (including graphs and functions, linear functions, and parabolas), exponents and polynomials (including integer exponents, polynomial arithmetic, factoring, and polynomial equations), rational expressions (including rational equations and rational functions)
- Radical expressions (including higher roots and rational exponents)
- Exponentials and logarithms (including function compositions and inverse functions, properties of logarithms, and logarithmic equations)
- Geometry and trigonometry (including perimeter, area and volume; coordinate geometry; trigonometric functions; identities and equations).

ALEKS will begin with a brief tutorial to make sure students are comfortable with the math palette tools before the assessment begins. The tutorial shows students how to enter different types of answers, how to use the ALEKS calculator, and how to graph. Time spent in the tutorial does not count against your assessment time.

If you are not sure how to input an answer, or need help while you are taking the assessment, select the Help button below the answer palette tools. Going to the tutorial during your assessment will NOT impact your placement results, but it will count against your assessment time. Students have two hours to complete the assessment and submit their responses. Students who do not complete the assessment within the allotted time will be required to start from the beginning.

If your web browser gets stuck or computer crashes while taking the ALEKS Assessment, simply close the browser, or log out and log back in. ALEKS will resume the assessment exactly where you left off, with no loss of your previous answers, as long as the time allotment has not expired.

Technical Support

Email: MATH.Placement@ucdenver.edu